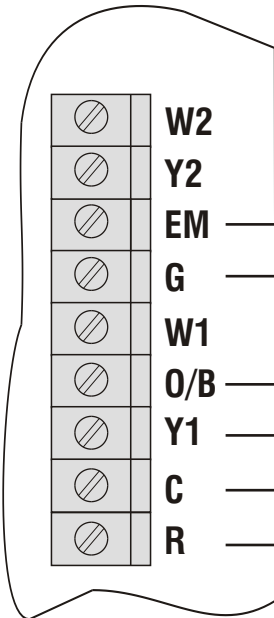
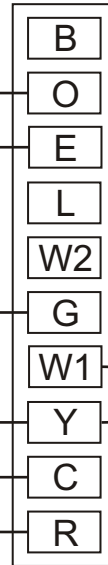


WIRING DIAGRAM

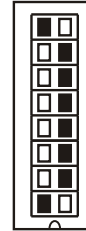
UZC-3C
ZONE 1 T'STAT
INPUT ONLY



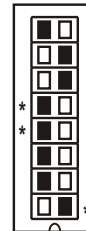
T8011R
THERMOSTAT



RECOMMENDED
DIP SWITCH
SETTINGS ^{△4}

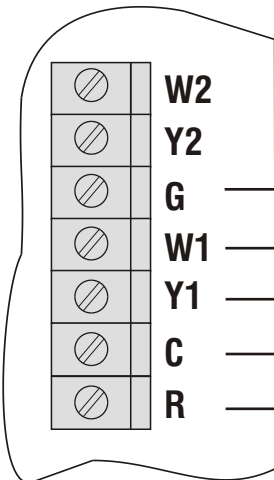


5 ◀ COTME ▶ 10
ON ◀ AUXRLYA ▶ OFF
ON ◀ AUXRLYB ▶ OFF
35 ◀ STG2LMT ▶ 45
Y ◀ MWLMT ▶ N
Y ◀ Z/2LMT ▶ N
2.0 ◀ PRG CYC ▶ 3.5
SYS ◀ PURGE ▶ PNL

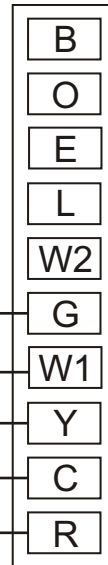


ANY ◀ FANCTL ▶ Z1
TS ◀ 2NDSTG ▶ TM
YES ◀ EM SW ▶ NO
HC ◀ Z1TS ▶ HP
O ◀ RV ▶ B
ZC ◀ FCONT ▶ ALL
GAS ◀ FAN ▶ EL
GE ◀ SYSTEM ▶ HP

UZC-3C
ZONE 2 & UP T'STAT
INPUT ONLY



T8011R
THERMOSTAT



- ^{△1} FACTORY INSTALLED JUMPER
- ^{△2} REMOVE FACTORY INSTALLED JUMPER
- ^{△3} RECOMMENDED DIP SWITCH SETTINGS FOR CONVENTIONAL HEATPUMP SYSTEM
* INDICATES A REQUIRED SETTING

 EWC [®] CONTROLS INC. Englishtown, NJ 07726	DWN ENG: EDK		DWG NAME: UZC-3C THERMOSTAT WIRING W/ HONEYWELL T8011R	
	SIZE: A	DATE: 2/25/04	DWG NO: 090512A0028	REV: A
	SCALE: NOT TO SCALE	COPYRIGHT © EWC CONTROLS INC. ALL RIGHTS RESERVED		SHEET: 1 OF 1